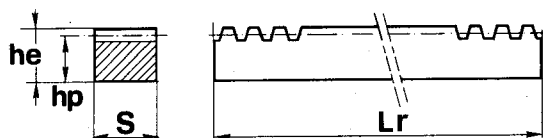



Cremagliera intestata per montaggio continuo
Racks suitable for continuous mounting
Zahnstangen fuer Fortlaufende montage
Cremailleres raboutables pour montage en continue
Cremalleras mecanizadas para montaje continuo



Tolleranza sul singolo passo +/- 20 µm
 Tolleranza sulla somma dei passi +/- 30 µm su 500 mm
 Il grado di qualità della dentatura va da 8 a 9 ed è a DIN 3962/63/67
 Dentatura dritta
 Angolo pressione 20°
 Materiale C 40 UNI 7845

Tolerance on single pitch +/- 20 µm
 Tolerance on sum of pitches +/- 30 µm on 500 mm
 The quality grade of the toothing is from 8 to 9 at DIN 3962/63/67
 Straight toothing
 Angle of pressure 20°
 Material C 40 UNI 7845

Toleranz je Teilung +/- 20 µm
 Toleranz für die Summe der Teilungen +/- 30 µm on 500 mm
 Verzahnungsqualität 8 bis 9 nach DIN 3962/63/67
 Gerade Verzahnung
 Eingriffswinkel 20°
 Material C 40 UNI 7845

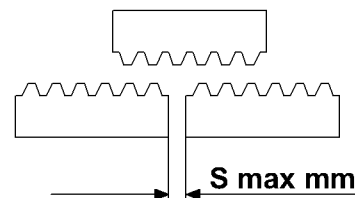
Tolerance sur le pas simple +/- 20 µm
 Tolerance sur la somme des pas +/- 30 µm sur 500 mm
 Le degré de qualité de la denture va de 8 à 9 selon DIN 3962/63/67
 Denture droite
 Angle de pression 20°
 Matériel C 40 UNI 7845

Tolerancia en cada paso +/- 20 µm
 Tolerancia en la suma de los pasos +/- 30 µm de 500 mm
 El grado de calidad del dentado va desde 8 a 9 y es según DIN 3962/63/67
 Dentado derecho
 Ángulo de presión 20°
 Material C 40 UNI 7845

Cod. ** CR Cremagliera rettificata sui fianchi
Racks with ground finished faces
Zahnstangen mit geschliffenen seitenflaechen
Cremailleres avec faces rectifiees
Cremalleras con lados rectificados

Cod. ** CG Cremagliera materiale trafilato normalizzato
Forged finished faces
Zahnstangen unbearbeiteten seitenflaechen
Cremailleres avec faces brutes
Cremalleras en material laminado

Mod.	hp	he x S	L							
			500		1000		2000		3000	
			Cod.	Kg	Cod.	Kg	Cod.	Kg	Cod.	Kg
1	14	15x15	** 26050	0,820	** 26100	1,500	** 26200	3,100	** 26300	4,900
1,5	15,5	17x17	** 27050	1,000	** 27100	2,000	** 27200	4,000	** 27300	6,100
2	18	20x20	** 28050	1,400	** 28100	2,700	** 28200	5,400	** 28300	8,400
2,5	22,5	25x25	** 29050	2,100	** 29100	4,300	** 29200	8,600	** 29300	11,900
3	27	30x30	** 30050	3,100	** 30100	6,300	** 30200	12,500	** 30300	18,600
4	21	25x25	** 36050	1,800	** 36100	3,650	** 36200	7,300	** 36300	10,900
4	26	30x30	** 33050	3,050	** 33100	6,000	** 33200	11,900	** 33300	18,100
4	36	40x40	** 31050	5,500	** 31100	11,100	** 31200	22,000	** 31300	31,300
5	45	50x50	** 32050	8,300	** 32100	17,500	** 32200	34,600	** 32300	45,300
6	54	60x60	** 34050	12,650	** 34100	25,000	** 34200	51,000		



DATI TECNICI / TECHNICAL SPECIFICATION / TECHNISCHE DATEN /
DONNEES TECHNIQUES / DATOS TECNICOS

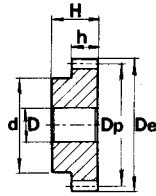
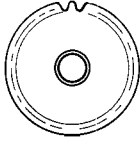
Mod.	passo	S	L							
			500		1000		2000		3000	
			Z	Lr	Z	Lr	Z	Lr	Z	Lr
1	3,1416	0,5	159	449,51	318	999,02	636	1998,05	955	3000,22
1,5	4,7124	0,6	106	449,51	212	999,02	424	1998,05	637	3001,79
2	6,2832	0,6	80	502,65	159	999,02	318	1998,05	478	3003,36
2,5	7,854	0,7	64	502,65	127	997,45	255	2002,77	382	3000,22
3	9,4248	0,8	53	499,51	106	999,02	212	1998,05	319	3006,51
4	12,5664	0,8	40	502,65	80	1005,31	159	1998,05	239	3003,36
5	15,708	1,0	32	502,65	64	1005,31	128	2010,31	191	3000,22
6	18,8496	1,0	27	508,93	53	999,02	106	1998,05		

RUOTE DENTATE CILINDRICHE CON MOZZO LATERALE
SPUR GEARS WITH SIDE HUB - ZAHNRÄDER MIT NABE
ROUES CYLINDRIQUES AVEC MOYEU LATERAL
RUEDA DENTADA CILINDRICA CON CUBO LATERAL

Spessore dente "h" per: - Tooth width "h" for:
 Zahnbreite "h" für: - Largeur denture "h" pour:
 Ancho dente "h" para:

Modulo - Module - Modul - Modulo


- 1 = 15 mm
- 1,5 = 17 mm
- 2 = 20 mm
- 2,5 = 25 mm
- 3 = 30 mm
- 4 = 40 mm
- 5 = 50 mm
- 6 = 60 mm



Altezza totale "H" per: - Through bore "H" for:
 Gesamtbreite "H" für: - Hauteur totale "H" pour:
 Altura total "H" para:

Modulo - Module - Modul - Modulo

- 1 = 25 mm
- 1,5 = 30 mm
- 2 = 35 mm
- 2,5 = 40 mm
- 3 = 50 mm
- 4 = 60 mm
- 5 = 75 mm
- 6 = 80 mm



Angolo di pressione 20° - Pressure angle 20° - Eingriffswinkel 20° - Angle de pression 20° - Angulo de presion 20°

Materiale C 43 - Material C 43 - Matière C 43 - Materiel C 43 - UNI 7847

Z	Mod. 1					Mod. 1,5					Mod. 2				
	cod.	De	Dp	d	D	cod.	De	Dp	d	D	cod.	De	Dp	d	D
12	PM 26012	14	12	9	5	PM 27012	21,0	18,0	14	8	PM 28012	28	24	18	10
13	PM 26013	15	13	10	5	PM 27013	22,5	19,5	14	8	PM 28013	30	26	19	10
14	PM 26014	16	14	10	5	PM 27014	24,0	21,0	18	8	PM 28014	32	28	20	10
15	PM 26015	17	15	12	6	PM 27015	25,5	22,5	18	8	PM 28015	34	30	22	10
16	PM 26016	18	16	13	6	PM 27016	27,0	24,0	20	8	PM 28016	36	32	24	10
17	PM 26017	19	17	14	8	PM 27017	28,5	25,5	20	8	PM 28017	38	34	25	10
18	PM 26018	20	18	15	8	PM 27018	30,0	27,0	20	8	PM 28018	40	36	25	10
19	PM 26019	21	19	15	8	PM 27019	31,5	28,5	20	8	PM 28019	42	38	25	10
20	PM 26020	22	20	16	8	PM 27020	33,0	30,0	25	8	PM 28020	44	40	30	10
21	PM 26021	23	21	16	8	PM 27021	34,5	31,5	25	10	PM 28021	46	42	30	12
22	PM 26022	24	22	18	8	PM 27022	36,0	33,0	25	10	PM 28022	48	44	30	12
23	PM 26023	25	23	18	8	PM 27023	37,5	34,5	25	10	PM 28023	50	46	30	12
24	PM 26024	26	24	20	8	PM 27024	39,0	36,0	25	10	PM 28024	52	48	35	12
25	PM 26025	27	25	20	8	PM 27025	40,5	37,5	25	10	PM 28025	54	50	35	12
26	PM 26026	28	26	20	8	PM 27026	42,0	39,0	30	12	PM 28026	56	52	40	12
27	PM 26027	29	27	20	8	PM 27027	43,5	40,5	30	12	PM 28027	58	54	40	12
28	PM 26028	30	28	20	8	PM 27028	45,0	42,0	30	12	PM 28028	60	56	40	12
29	PM 26029	31	29	20	8	PM 27029	46,5	43,5	30	12	PM 28029	62	58	40	14
30	PM 26030	32	30	20	8	PM 27030	48,0	45,0	30	12	PM 28030	64	60	40	14
31	PM 26031	33	31	25	10	PM 27031	49,5	46,5	35	12	PM 28031	66	62	45	14
32	PM 26032	34	32	25	10	PM 27032	51,0	48,0	35	12	PM 28032	68	64	45	14
33	PM 26033	35	33	25	10	PM 27033	52,5	49,5	35	12	PM 28033	70	66	45	14
34	PM 26034	36	34	25	10	PM 27034	54,0	51,0	35	12	PM 28034	72	68	45	14
35	PM 26035	37	35	25	10	PM 27035	55,5	52,5	35	12	PM 28035	74	70	45	14
36	PM 26036	38	36	25	10	PM 27036	57,0	54,0	35	12	PM 28036	76	72	45	14
37	PM 26037	39	37	25	10	PM 27037	58,5	55,5	40	12	PM 28037	78	74	50	14
38	PM 26038	40	38	25	10	PM 27038	60,0	57,0	40	12	PM 28038	80	76	50	14
39	PM 26039	41	39	25	10	PM 27039	61,5	58,5	40	12	PM 28039	82	78	50	14
40	PM 26040	42	40	25	10	PM 27040	63,0	60,0	40	12	PM 28040	84	80	50	14
41	PM 26041	43	41	30	10	PM 27041	64,5	61,5	50	14	PM 28041	86	82	60	16
42	PM 26042	44	42	30	10	PM 27042	66,0	63,0	50	14	PM 28042	88	84	60	16
43	PM 26043	45	43	30	10	PM 27043	67,5	64,5	50	14	PM 28043	90	86	60	16
44	PM 26044	46	44	30	10	PM 27044	69,0	66,0	50	14	PM 28044	92	88	60	16
45	PM 26045	47	45	30	10	PM 27045	70,5	67,5	50	14	PM 28045	94	90	60	16
46	PM 26046	48	46	30	10	PM 27046	72,0	69,0	50	14	PM 28046	96	92	60	16
47	PM 26047	49	47	30	10	PM 27047	73,5	70,5	50	14	PM 28047	98	94	60	16
48	PM 26048	50	48	30	10	PM 27048	75,0	72,0	50	14	PM 28048	100	96	70	16
49	PM 26049	51	49	30	10	PM 27049	76,5	73,5	50	14	PM 28049	102	98	70	16
50	PM 26050	52	50	30	12	PM 27050	78,0	75,0	50	14	PM 28050	104	100	70	16
51	PM 26051	53	51	40	12	PM 27051	79,5	76,5	60	15	PM 28051	106	102	70	20
52	PM 26052	54	52	40	12	PM 27052	81,0	78,0	60	15	PM 28052	108	104	70	20
53	PM 26053	55	53	40	12	PM 27053	82,5	79,5	60	15	PM 28053	110	106	70	20
54	PM 26054	56	54	40	12	PM 27054	84,0	81,0	60	15	PM 28054	112	108	70	20
55	PM 26055	57	55	40	12	PM 27055	85,5	82,5	60	15	PM 28055	114	110	70	20
56	PM 26056	58	56	40	12	PM 27056	87,0	84,0	60	15	PM 28056	116	112	70	20
57	PM 26057	59	57	40	12	PM 27057	88,5	85,5	60	15	PM 28057	118	114	70	20
58	PM 26058	60	58	40	12	PM 27058	90,0	87,0	60	15	PM 28058	120	116	70	20
59	PM 26059	61	59	40	12	PM 27059	91,5	88,5	60	15	PM 28059	122	118	70	20
60	PM 26060	62	60	40	12	PM 27060	93,0	90,0	60	15	PM 28060	124	120	70	20
61	PM 26061	63	61	50	12	PM 27061	94,5	91,5	70	20	PM 28061	126	122	80	20
62	PM 26062	64	62	50	12	PM 27062	96,0	93,0	70	20	PM 28062	128	124	80	20
63	PM 26063	65	63	50	12	PM 27063	97,5	94,5	70	20	PM 28063	130	126	80	20
64	PM 26064	66	64	50	12	PM 27064	99,0	96,0	70	20	PM 28064	132	128	80	20
65	PM 26065	67	65	50	12	PM 27065	100,5	97,5	70	20	PM 28065	134	130	80	20
66	PM 26066	68	66	50	12	PM 27066	102,0	99,0	70	20	PM 28066	136	132	80	20
67	PM 26067	69	67	50	12	PM 27067	103,5	100,5	70	20	PM 28067	138	134	80	20
68	PM 26068	70	68	50	12	PM 27068	105,0	102,0	70	20	PM 28068	140	136	80	20
69	PM 26069	71	69	50	12	PM 27069	106,5	103,5	70	20	PM 28069	142	138	80	20
70	PM 26070	72	70	50	12	PM 27070	108,0	105,0	70	20	PM 28070	144	140	80	20

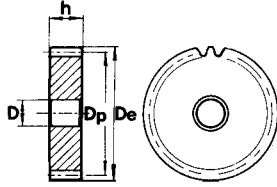
RUOTE DENTATE CILINDRICHE CON MOZZO LATERALE
SPUR GEARS WITH SIDE HUB - ZAHNRÄDER MIT NABE
ROUES CYLINDRIQUES AVEC MOYEU LATERAL
RUEDA DENTADA CILINDRICA CON CUBO LATERAL




Z	Mod. 2,5					Mod. 3					Mod. 4				
	cod.	D _e	D _p	d	D	cod.	D _e	D _p	d	D	cod.	D _e	D _p	d	D
12	PM 29012	35,0	30,0	22	10	PM 30012	42	36	25	12	PM 31012	56	48	35	14
13	PM 29013	37,5	32,5	25	10	PM 30013	45	39	25	12	PM 31013	60	52	40	14
14	PM 29014	40,0	35,0	28	10	PM 30014	48	42	30	12	PM 31014	64	56	45	14
15	PM 29015	42,5	37,5	30	10	PM 30015	51	45	35	12	PM 31015	68	60	45	14
16	PM 29016	45,0	40,0	32	12	PM 30016	54	48	38	15	PM 31016	72	64	50	15
17	PM 29017	47,5	42,5	35	12	PM 30017	57	51	42	15	PM 31017	76	68	50	15
18	PM 29018	50,0	45,0	35	12	PM 30018	60	54	45	15	PM 31018	80	72	50	15
19	PM 29019	52,5	47,5	35	12	PM 30019	63	57	45	15	PM 31019	84	76	60	15
20	PM 29020	55,0	50,0	40	14	PM 30020	66	60	45	15	PM 31020	88	80	60	15
21	PM 29021	57,5	52,5	40	14	PM 30021	69	63	45	15	PM 31021	92	84	70	20
22	PM 29022	60,0	55,0	45	14	PM 30022	72	66	50	15	PM 31022	96	88	70	20
23	PM 29023	62,5	57,5	45	14	PM 30023	75	69	50	15	PM 31023	100	92	75	20
24	PM 29024	65,0	60,0	45	14	PM 30024	78	72	50	16	PM 31024	104	96	75	20
25	PM 29025	67,5	62,5	50	14	PM 30025	81	75	60	16	PM 31025	108	100	75	20
26	PM 29026	70,0	65,0	50	14	PM 30026	84	78	60	16	PM 31026	112	104	75	20
27	PM 29027	72,5	67,5	50	14	PM 30027	87	81	60	16	PM 31027	116	108	75	20
28	PM 29028	75,0	70,0	50	14	PM 30028	90	84	60	16	PM 31028	120	112	75	20
29	PM 29029	77,5	72,5	50	14	PM 30029	93	87	60	16	PM 31029	124	116	75	20
30	PM 29030	80,0	75,0	55	16	PM 30030	96	90	60	16	PM 31030	128	120	75	20
31	PM 29031	82,5	77,5	55	16	PM 30031	99	93	70	20	PM 31031	132	124	80	20
32	PM 29032	85,0	80,0	55	16	PM 30032	102	96	70	20	PM 31032	136	128	80	20
33	PM 29033	87,5	82,5	55	16	PM 30033	105	99	70	20	PM 31033	140	132	80	20
34	PM 29034	90,0	85,0	55	16	PM 30034	108	102	70	20	PM 31034	144	136	80	20
35	PM 29035	92,5	87,5	60	16	PM 30035	111	105	70	20	PM 31035	148	140	80	20
36	PM 29036	95,0	90,0	60	16	PM 30036	114	108	70	20	PM 31036	152	144	80	20
37	PM 29037	97,5	92,5	60	16	PM 30037	117	111	80	20					
38	PM 29038	100,0	95,0	60	16	PM 30038	120	114	80	20					
39	PM 29039	102,5	97,5	60	16	PM 30039	123	117	80	20					
40	PM 29040	105,0	100,0	70	20	PM 30040	126	120	80	20					
41	PM 29041	107,5	102,5	70	20	PM 30041	129	123	90	20					
42	PM 29042	110,0	105,0	70	20	PM 30042	132	126	90	20					
43	PM 29043	112,5	107,5	70	20	PM 30043	135	129	90	20					
44	PM 29044	115,0	110,0	70	20	PM 30044	138	132	90	20					
45	PM 29045	117,5	112,5	70	20	PM 30045	141	135	90	20					
46	PM 29046	120,0	115,0	70	20	PM 30046	144	138	90	20					
47	PM 29047	122,5	117,5	80	20	PM 30047	147	141	90	20					
48	PM 29048	125,0	120,0	80	20	PM 30048	150	144	100	20					
49	PM 29049	127,5	122,5	80	20										
50	PM 29050	130,0	125,0	80	20										
51	PM 29051	132,5	127,5	90	20										
52	PM 29052	135,0	130,0	90	20										
53	PM 29053	137,5	132,5	90	20										
54	PM 29054	140,0	135,0	90	20										
55	PM 29055	142,5	137,5	90	20										
56	PM 29056	145,0	140,0	100	20										
57	PM 29057	147,5	142,5	100	20										
58	PM 29058	150,0	145,0	100	20										
59	PM 29059	152,5	147,5	100	20										
60	PM 29060	155,0	150,0	100	20										

Z	Mod. 5					Mod. 6				
	cod.	D _e	D _p	d	D	cod.	D _e	D _p	d	D
12	PM 32012	70	60	45	16	PM 34012	84	72	54	20
13	PM 32013	75	65	50	16	PM 34013	90	78	60	20
14	PM 32014	80	70	55	20					
15	PM 32015	85	75	60	20	PM 34015	102	90	70	20
16	PM 32016	90	80	65	20	PM 34016	108	96	75	20
17	PM 32017	95	85	70	20					
18	PM 32018	100	90	70	20	PM 34018	120	108	80	20
19	PM 32019	105	95	70	20					
20	PM 32020	110	100	80	20	PM 34020	132	120	90	20
21	PM 32021	115	105	80	20					
22	PM 32022	120	110	80	25					
23	PM 32023	125	115	90	25					
24	PM 32024	130	120	90	25	PM 34024	156	144	110	25
25	PM 32025	135	125	90	25	PM 34025	162	150	110	25
26	PM 32026	140	130	100	25					
27	PM 32027	145	135	100	25					
28	PM 32028	150	140	100	25					
29	PM 32029	155	145	100	25					
30	PM 32030	160	150	100	25					

RUOTE DENTATE CILINDRICHE SENZA MOZZO LATERALE
SPUR GEARS WITHOUT SIDE HUB
ZÄHNRÄDER OHNE NABE
ROUES CYLINDRIQUES SANS MOYEU LATERAL
RUEDA DENTADA CILINDRICA SIN CUBO LATERAL



Spessore dente " h " per:
Tooth width " h " for:
Zahnbreite " h " für:
Largeur denture " h " pour:
Ancho dente " h " para:
 Modulo - Module - Modul - Modulo
1 = 15 mm
1,5 = 17 mm
2 = 20 mm
2,5 = 25 mm
3 = 30 mm
4 = 40 mm
5 = 50 mm
6 = 60 mm



Angolo di pressione 20° - Pressure angle 20° - Eingriffswinkel 20° - Angle de pression 20° - Angulo de presion 20°
Materiale C 40 - Material C 40 - Matière C 40 - Materiel C 40 - UNI 7845

Z	Mod. 1				Mod. 1,5				Mod. 2				Mod. 2,5			
	cod.	De	Dp	d D	cod.	De	Dp	d D	cod.	De	Dp	d D	cod.	De	Dp	d D
65													CM 29065	167,5	162,5	- 20
70													CM 29070	180,0	175,0	- 20
72	CM 26072	74	72	- 12	CM 27072	111,0	108,0	- 20	CM 28072	148	144	- 20	CM 29072	185,0	180,0	- 20
75	CM 26075	77	75	- 12	CM 27075	115,5	112,5	- 20	CM 28075	154	150	- 20	CM 29075	192,5	187,5	- 20
76	CM 26076	78	76	- 12	CM 27076	117,0	114,0	- 20	CM 28076	156	152	- 20	CM 29076	195,0	190,0	- 20
80	CM 26080	82	80	- 12	CM 27080	123,0	120,0	- 20	CM 28080	164	160	- 20	CM 29080	205,0	200,0	- 25
85	CM 26085	87	85	- 12	CM 27085	130,5	127,5	- 20	CM 28085	174	170	- 20	CM 29085	217,5	212,5	- 25
90	CM 26090	92	90	- 12	CM 27090	138,0	135,0	- 20	CM 28090	184	180	- 20	CM 29090	230,0	225,0	- 25
95	CM 26095	97	95	- 12	CM 27095	145,5	142,5	- 20	CM 28095	194	190	- 20	CM 29095	242,5	237,5	- 25
100	CM 26100	102	100	- 12	CM 27100	153,0	150,0	- 20	CM 28100	204	200	- 20	CM 29100	255,0	250,0	- 25
110	CM 26110	112	110	- 12	CM 27110	168,0	165,0	- 20	CM 28110	224	220	- 20	CM 29110	280,0	275,0	- 25
114	CM 26114	116	114	- 12	CM 27114	174,0	171,0	- 20	CM 28114	232	228	- 20	CM 29114	290,0	285,0	- 25
120	CM 26120	122	120	- 12	CM 27120	183,0	180,0	- 20	CM 28120	244	240	- 20	CM 29120	305,0	300,0	- 25
127	CM 26127	129	127	- 12	CM 27127	193,5	190,5	- 20	CM 28127	258	254	- 20	CM 29127	322,5	317,5	- 25

Z	Mod. 3				Mod. 4				Mod. 5				Mod. 6			
	cod.	De	Dp	d D	cod.	De	Dp	d D	cod.	De	Dp	d D	cod.	De	Dp	d D
28													CM 34028	180	168	- 25
30													CM 34030	192	180	- 25
32									CM 32032	170	160	- 25	CM 34032	204	192	- 25
35									CM 32035	185	175	- 25	CM 34035	222	210	- 25
38					CM 31038	160	152	- 25	CM 32038	200	190	- 30	CM 34038	240	220	- 25
40					CM 31040	168	160	- 25	CM 32040	210	200	- 30	CM 34040	252	240	- 25
45					CM 31045	188	180	- 25	CM 32045	235	225	- 30				
48					CM 31048	200	192	- 25	CM 32048	250	240	- 30				
50	CM 30050	156	150	- 25	CM 31050	208	200	- 25	CM 32050	260	250	- 30				
52	CM 30052	162	156	- 25	CM 31052	216	208	- 25	CM 32052	270	260	- 30				
55	CM 30055	171	165	- 25	CM 31055	228	220	- 25	CM 32055	285	275	- 30				
57	CM 30057	177	171	- 25	CM 31057	236	228	- 25	CM 32057	295	285	- 30				
60	CM 30060	186	180	- 25	CM 31060	248	240	- 25	CM 32060	310	300	- 30				
65	CM 30065	201	195	- 25	CM 31065	268	260	- 25	CM 32065	335	325	- 30				
70	CM 30070	216	210	- 25	CM 31070	288	280	- 25	CM 32070	360	350	- 30				
72	CM 30072	222	216	- 25												
75	CM 30075	231	225	- 25	CM 31075	308	300	- 25	CM 32075	385	375	- 30				
76	CM 30076	234	228	- 25	CM 31076	312	304	- 25	CM 32076	390	380	- 30				
80	CM 30080	246	240	- 25	CM 31080	328	320	- 25	CM 32080	410	400	- 30				
85	CM 30085	261	255	- 25	CM 31085	348	340	- 25	CM 32085	435	425	- 30				
90	CM 30090	276	270	- 25	CM 31090	368	360	- 25	CM 32090	460	450	- 30				
95	CM 30095	291	285	- 25	CM 31095	388	380	- 25	CM 32095	485	475	- 30				
100	CM 30100	306	300	- 25	CM 31100	408	400	- 25	CM 32100	510	500	- 30				
110	CM 30110	336	330	- 25	CM 31110	448	440	- 25	CM 32110	560	550	- 30				
114	CM 30114	348	342	- 30	CM 31114	464	456	- 25	CM 32114	580	570	- 30				
120	CM 30120	366	360	- 30												
127	CM 30127	387	381	- 30												